

PD-II

POS Interface Scale

The PD-II POS Interface scale connects with cash registers or POS systems. Available in 15 to 150 lb capacities.

Use in supermarkets, cafeterias, specialty stores, and more!




[Back to Product List](#)

OPTIONS



















Remote Display
Interface Cables

DOWNLOADS

You must have Adobe Reader installed on your computer to view all sales and support documents.

	Brochure
	Owner's Manual
	Certificate of Conformance
	Interface Chart
	Interface Cables
	OPOS Drivers

Specifications

 	15, 30, 60, and 150 lb capacities
 	Weigh in pounds or ounces
 	Dual Range
 	Interfaces to most POS systems
 	Easy to Read Tilt Display
 	RS-232 Interface
 	Auto Span Calibration & Auto Zero Tracking
 	15(W) x 11(D) x 3.1(H)
 	Legal for Trade

